




What Will I Learn in Drawing?

As an artist, I can integrate the characteristics of the tools of a selected media in original artworks to support artistic purposes.

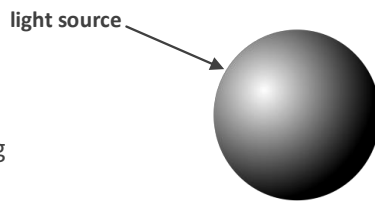


As an artist, I can develop my 8 Studio Habits of Mind.

- Develop Craft
- Engage & Persist
- Envision
- Express
- Observe
- Reflect
- Stretch & Explore
- Understand Art World

I can use drawing techniques to render objects (with highlights, shadows & a light source) in my artwork.

- Blending
- Hatching
- Stippling
- Crosshatching
- Scumbling



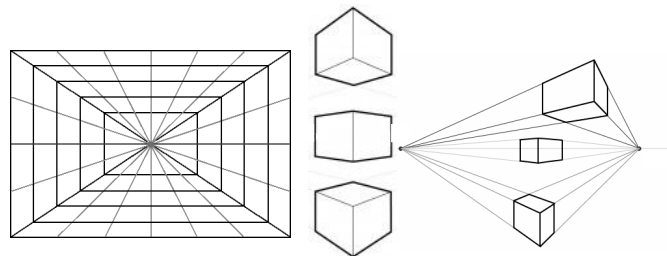
As an artist, I can analyze how the principles are combined to communicate meaning in the creation of, presentation of, or response to visual artworks.

- | | |
|----------|----------|
| Balance | Pattern |
| Contrast | Emphasis |
| Movement | Unity |
| Rhythm | |

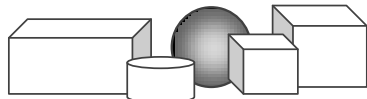
Value: The lightness or darkness of a color
Tonal range: Various shades of grey between absolute black and absolute white



As an artist, I can use various perspective drawing techniques to suggest depth within in my work.



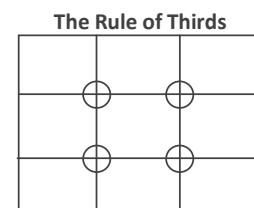
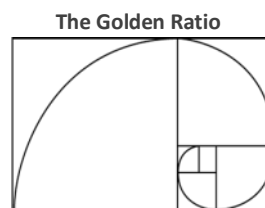
As an artist, I can use hierarchy, proportion and overlapping to create depth in my artwork.



Drawing vocabulary:

proportion	3/4 view	hatching
placement	profile	cross-hatching
highlights	oblique	stippling
shadow	gesture	scumbling
variety	tonal range	foreshortening
harmony	hierarchy	perspective
value	hatching	dominance
scale	cross-hatching	contour
composition	stipple	blind contour

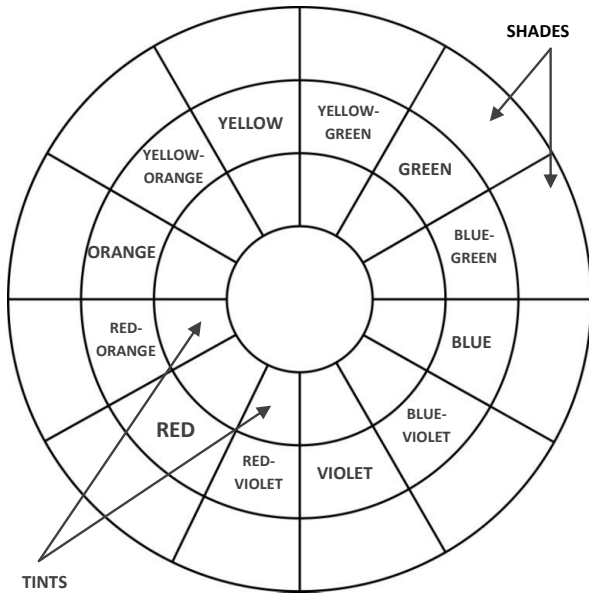
As an artist, I can emphasize the subject of my artwork and make it aesthetically pleasing to the viewer by how I arrange my composition.



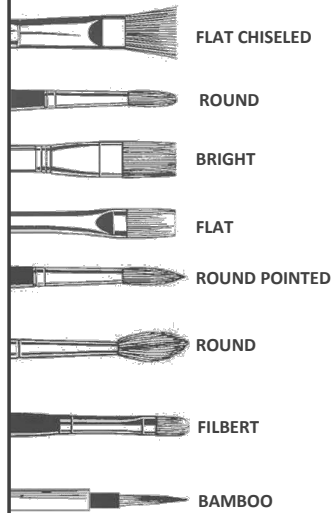


What Will I Learn in Painting?

Color schemes: Monochromatic, Complementary, Triadic, Analogous, Spilt-Complementary



As an artist, I can integrate the characteristics of the tools of a selected media in original artworks to support artistic purposes.



As an artist, I can analyze how the principles are combined to communicate meaning in the creation of, presentation of, or response to visual artworks.

Principles of Design:

- Balance
- Contrast
- Movement
- Rhythm
- Pattern
- Emphasis
- Unity

Color + white= Tint
 Color + black= Shade
 Color + gray= Tone

Intensity: The brightness or dullness of a color
Value: The lightness or darkness of a color



As an artist, I can use various painting techniques to suggest value, depth and implied texture in my work.

- Flat wash
- Masking
- Dry brush
- Scraping
- Wet-in-wet
- Graded wash
- Lifting
- Salt
- Sanding
- Blotting
- Variegated wash
- Wet-on-dry
- Resist
- Glazing
- Feather out

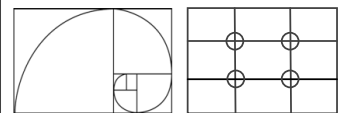
Painting vocabulary:

- | | | |
|------------|-------------|----------------|
| matte | impasto | color harmony |
| gesso | glaze | palette |
| tempera | pigment | critique |
| acrylic | binder | varnish |
| watercolor | vehicle | transparent |
| wash | mural | opaque |
| fresco | canvas | under-painting |
| encaustic | large-scale | composition |
| intensity | grid | hue |

As an artist, I can develop my 8 Studio Habits of Mind:

- Develop Craft
- Engage & Persist
- Envision
- Express
- Observe
- Reflect
- Stretch & Explore
- Understand Art World

As an artist, I can emphasize the subject of my artwork and make it aesthetically pleasing to the viewer by how I arrange my composition.



Ways to organize a composition:
 Cropping
 Repetition and rhythm
 Balance (symmetrical, asymmetrical, and radial)